




A smooth low profile that  creates a clean and contemporary look in the conference room.





Light weight aluminum construction makes Element a great folding solution. Pair it up with Tablex light weight tops to create tables that are much easier to handle than standard product.



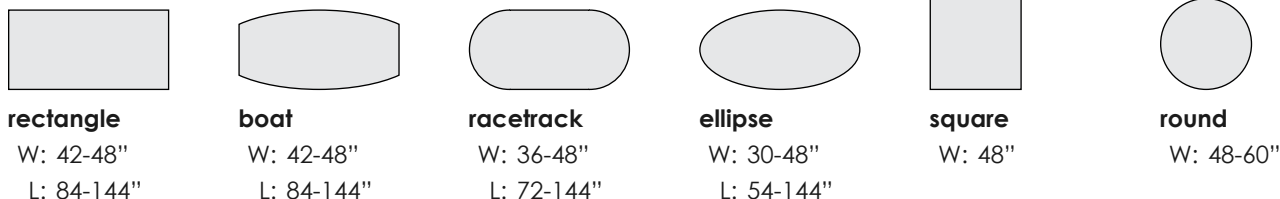
base offering



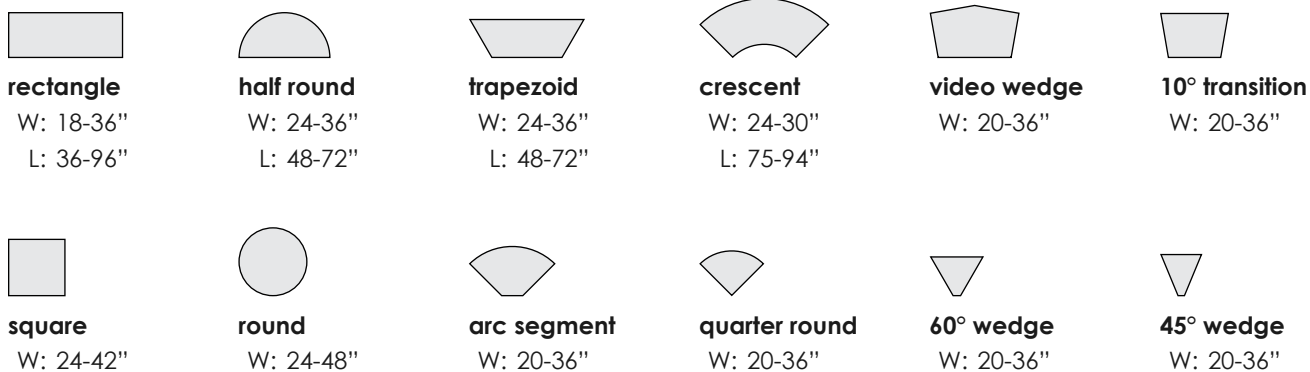
options



conference



training tables



references

cover
24x60" rectangular with 22" nesting T-bases.
Laminate: TX061 Blond Maple, Edge: F3025 Flat Blond Maple, Bases: 06 Structured Concrete.

top of page 2
30x42x84" boat shape with 26" T-bases and Villa power/data unit.
Laminate: Pionite MT280 Rocky Road, Edge: R3026 Reed Retro Mahogany, Bases: 35 Sand.

bottom of page 2
30x42x84" boat shape with 26" T-bases.
Laminate: Wilsonart 7960K-18 Studio Teak, Edge: 3021 Espresso, Bases: 21 Silver Frost.

top of page 3
30x72" rectangular with radius corners and folding 26" T-bases; 36" round with 26" X-base.
Laminate: Nevamar S-5-53T Freshfields, Edge: WM791 Hardrock Maple, Base: 24 Linen.

bottom of page 3
30x60" rectangular with folding 26" T-bases.
Laminate: Wilsonart 7960K-18 Studio Teak, Edge: 3021 Espresso, Bases: 21 Silver Frost.

