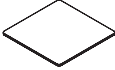






Application & Specification Rules

- > Tops and bases are priced and specified separately
- > Separately specified 3" round grommets available for field installation. See page 87
- > Use two (2) 18" diameter bases for racetrack tops
- > Tops and bases ship in separate cartons, field assembly of tops required
- > 1 1/8" core standard
- > Use a single 24" diameter base for 36" and 42" square or round tops

Model	Description	Size	Units Per Ctn	Cubes Each Ctn	Lbs Each Ctn	List Price Each Laminates	List Price Each Premium Markerboard	
Square								
	DCT-SQ30F	Laminate Flat Edge (F)	30"	1	1.4	31.9	\$221	\$355
	DCT-SQ36F	Laminate Flat Edge (F)	36"	1	3.5	45.5	\$224	\$358
Round								
	DCT-RD30F	Laminate Flat Edge (F)	30"	1	1.8	18.0	\$221	\$355
	DCT-RD36F	Laminate Flat Edge (F)	36"	1	3.3	37.9	\$224	\$358
	DCT-RD42F	Laminate Flat Edge (F)	42"	1	4.5	49.2	\$337	\$471
Racetrack								
	DCT-RT3372F	Laminate Flat Edge (F)	33" x 72"	1	6.0	76.0	\$403	\$570

Model Builder

Model	• 1st Option Top Laminate	• 2nd Option Edge Color
	See page 65	See page 65
DCT-RD30F	• 7M	• 4

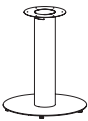
Model Example: DCT-RD30F.7M.4



Application & Specification Rules

- > Price is for complete base
- > Bases ship KD with 1- disc base and 1- column in separate boxes, field assembly required
- > Bases and tops are priced, specified and shipped separately
- > Available in 30" table or 42" café heights
- > Disc base includes nylon leveling glides
- > Available in titanium paint finish only
- > Specify one (1) base per round and square tops and two (2) bases for racetrack tops

Model	Size	Disc Base Ctn Cubes Each	Disc Base Ctn Lbs Each	Column Ctn Cubes Each	Column Ctn Lbs Each	List Price Each
Base Assembly 30" Table Height						
DCBR-1830.4	18" dia x 30"h	0.5	14.2	2.8	30.2	\$257
DCBR-2430.4	24" dia x 30"h	0.8	24.5	2.8	30.2	\$315
Base Assembly 42" Table Height						
DCBR-1842.4	18" dia x 42"h	0.5	14.2	4.0	41.4	\$304
DCBR-2442.4	24" dia x 42"h	0.8	24.5	4.0	41.4	\$362



Application Guide

	Square Top		Round Top			Racetrack Top
	30"	36"	30"	36"	42"	33" x 72"
30" Table Height	DCBR-1830.4	DCBR-2430.4	DCBR-1830.4	DCBR-2430.4	DCBR-2430.4	DCBR-1830.4
42" Table Height	DCBR-1842.4	DCBR-2442.4	DCBR-1842.4	DCBR-2442.4	DCBR-2442.4	DCBR-1842.4

discover

Café Tables



discover

Café Tables

stay charged



Discover Café Tables

With its straightforward and sturdy design, Discover Café Tables are ideal for creating casual and comfortable collaborative learning spaces. The sturdy and functional design along with available power options make Discover Café tables a perfect solution for today's classrooms, common areas, libraries, café's and cafeterias.

Sturdy Design

Heavy duty disk base with adjustable leveling glides and a substantial 6" diameter column provide the support, stability and reliability you can count on. In addition, all column supports are standard with wire ways to simplify cord routing and access. Tables are offered in round, square and racetrack shapes in a variety of sizes. Heights of 30" and 42" are available for seated or stand-up applications.

Stay Charged

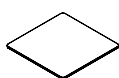
When paired with Power Data Centers, Discover Café tables become the perfect place to recharge your device or yourself. A range of power and USB configurations are available for charging phones, tablets and other USB-friendly devices. Available as a freestanding unit or grommet mounted, all power data centers are standard with a 6' 15-amp cord and 3-prong plug and are UL Listed.

Warranty

All Discover Café Tables are covered by Artcobell's industry leading limited LIFETIME warranty so you can be assured of the highest level of quality and reliability.

Compliance

- > ANSI/BIFMA X5.5-2014 Desk/Table Standard
- > Complies with Consumer Products Safety Improvement Act (CPSIA) of 2008
- > Indoor Advantage™ Gold. Indoor air quality certified.



Square



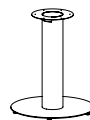
Round



Racetrack



DCBR 30"



DCBR 42"



PDC-MT



PDC-MG



PDC-3G20

Café Tables | Tops

Café Tables | Bases

Power Data Centers