



DERIVE
LAMINATE FINISHES




LIGHT MAPLE FINISH
LM



CHERRY FINISH
CF



MAHOGANY FINISH
MF



ESPRESSO FINISH
EF

INDIANA
FURNITURE

1224 MILL STREET
PO BOX 270
JASPER, INDIANA 47547-0270
TEL 812 482 5727
TOLL 800 422 5727
FAX 812 482 9035
SALES@INDIANAFURNITURE.COM

WWW.INDIANAFURNITURE.COM

©2007 INDIANA FURNITURE PRINTED IN USA 06/07 10M



DERIVE
LAMINATE SOLUTIONS

INDIANA
FURNITURE

RELY ON US

DERIVE
LAMINATE SOLUTIONS

DERIVE IS THE ABSOLUTE GO-TO
CASEGOODS SOLUTION WHEN
DURABILITY, FUNCTION, AND PRICE IS
A NECESSITY AND NOT AN OPTION.
DERIVE'S LAMINATE COMPONENTS
OFFER LONG-LASTING PROTECTION
IN HIGH-TRAFFIC WORKSPACES.
AN ATTRACTIVE MIX OF MATERIALS
AND SIGNATURE ARC MODESTY DESK
ADD MODERN STYLE AND DESIGN
FLAIR AT AN UNBELIEVABLE VALUE.

SHOWN RIGHT IN ESPRESSO LAMINATE FINISH
WITH 834 ELATION SWIVEL SEATING IN
CONNEAUT LEATHER DAVENPORT 7349 WET SAND.





DERIVE IS ABOUT EXPANDED SOLUTIONS FOR TODAY'S FAST PACED WORKING ENVIRONMENTS. COMPONENTS WITH FLAT EDGE SIDES ALLOW THE BUILDING OF EXTENDED WALL UNITS WHILE ENSURING A TIGHT FLUSH FIT AND PUTTING EXTRA STORAGE RIGHT WHERE IT'S NEEDED MOST.

SHOWN ABOVE IN CHERRY LAMINATE FINISH WITH ENERGI 404 SWIVEL SEATING IN BLACK LEATHER. SHOWN RIGHT IN LIGHT MAPLE LAMINATE FINISH WITH ELATION 814 SWIVEL SEATING IN CONNEAUT LEATHER ROMA 8979 CREMA.





SHOWN BELOW IN LIGHT MAPLE LAMINATE FINISH WITH ELATION 814 SWIVEL SEATING IN CONNEAUT LEATHER ROMA 8979 CREMA.
SHOWN LEFT IN MAHOGANY LAMINATE FINISH WITH ENERGI 404 SWIVEL SEATING IN BLACK LEATHER.

WHEN ITS TIME TO WORK, DERIVE'S
HIGH PERFORMANCE, ALL LAMINATE
SURFACES, EDGES, AND PULL OPTIONS
ALLOW FOR COMPLETE PERSONALIZATION
OF CONFIGURATIONS TO FIT TODAY'S
OFFICE LANDSCAPES. MAXIMIZE
STORAGE WITH WOOD GRAIN OR
FROSTED GLASS DOOR OVERHEAD
CABINETS, WARDROBES, RADIUS
BOOKCASES, AND FILING UNITS.





DERIVE OFFERS SMART SOLUTIONS FROM THE LOBBY TO SHARED WORK STATIONS WITHOUT BREAKS IN DESIGN OR FUNCTION FOR AN ENTIRE FACILITY SOLUTION. FROM OPEN PLAN TO PRIVATE OFFICE THIS SURPRISINGLY SUBSTANTIAL RANGE OF PRODUCTS COMBINES AFFORDABILITY WITH STYLISH AESTHETICS WHILE MAINTAINING OUR STANDARD FOR PERFORMANCE AND DISTINGUISHED CRAFTSMANSHIP.

SHOWN ABOVE IN ESPRESSO LAMINATE FINISH WITH ELATION 834 SWIVEL SEATING IN DESIGN TEX NOLITA ALMOND. SHOWN RIGHT IN LIGHT MAPLE LAMINATE FINISH WITH ELATION 814 SWIVEL SEATING IN CONNEAUT LEATHER ROMA 8979 CREMA.





EDGES



WATERFALL



BEVEL



RADIUS



FLUTE



SQUARE

PULLS



ARC (ALUMINUM)



ELITE (ALUMINUM)




BUCKLE (ALUMINUM)



FOCUS (ALUMINUM)



BAR (ALUMINUM)



ARC (BLACK)



ELITE (BLACK)



BUCKLE (BLACK)



FOCUS (BLACK)



BAR (BLACK)

DETAILS

- WOOD GRAIN LAMINATES IN CHOICE OF FOUR FINISHES.
- MELAMINE TOPS ARE ONE-INCH THICK AND USE THREE MILLIMETER PVC RIMS OR WRAPPED EDGE PROFILES. WOOD GRAIN LAMINATES OFFER DISTINCT GRAIN CLARITY. ALL LAMINATE WORK SURFACES OFFER SUPERIOR RESISTANCE TO NORMAL WEAR AND EASY MAINTENANCE.
- MELAMINE CHASSIS ARE ASSEMBLED BY SCREWS, GLUE, AND HEAVY DUTY METAL FASTENERS TO ASSURE MAXIMUM STRENGTH. ALL UNITS STANDARD WITH FULL MODESTY PANELS. ALL DERIVE UNITS SHIP ASSEMBLED.
- ALL DRAWER SLIDES CARRY A LIFETIME WARRANTY. BOX AND FILE DRAWERS FEATURE FULL EXTENSION SLIDES.
- DRAWER FRONTS FEATURE THREE-PLY CONSTRUCTION AND ARE 3/4" THICK WITH MATCHED WOOD GRAIN. FIVE-SIDED CONSTRUCTION ALLOWS FOR EASY DRAWER FRONT REMOVAL. INTERIOR DRAWER SIDES ARE OAK-GRAINED, MEDIUM DENSITY FIBERBOARD WITH HARDBOARD DRAWER BOTTOMS FOR A SMOOTH FEEL AND QUALITY APPEARANCE.



FILE DRAWERS/LOCKING
FILE DRAWERS FEATURE HEAVY DUTY FULL EXTENSION SLIDES THAT SUPPORT HEAVY LOADS. PEDESTAL LOCKING SYSTEM ENSURES PRIVACY BY LOCKING ALL DRAWERS WITH THE TURN OF ONE KEY. REMOVABLE LOCK CORES ALLOW FOR REKEYING AT A LATER DATE.



OPTIONAL CENTER DRAWER
OPTIONAL CENTER DRAWER WITH PENCIL TRAY OFFERS ADDITIONAL AND CONVENIENT STORAGE TO KEEP DESK TOPS CLUTTER FREE.



FULL AND 3/4 PEDESTALS
FOR THE HIGHEST DEGREE OF PEDESTAL STORAGE CHOOSE FULL PEDESTALS. THREE QUARTER PEDESTALS ALSO AVAILABLE. BOTH OPTIONS COME STANDARD WITH FULL MODESTY PANELS.



MANAGE WIRES
ROUTE POWER AND DATA CABLES AWAY FROM DESKTOPS FOR CLUTTER FREE WORKSURFACES. GROMMETS ARE STANDARD IN BACK PANELS OF RETURNS, BRIDGES, CREDENZAS, AND HUTCH UNITS.