

DRAPER WALL CEILING/PROJECTION SCREENS

All Draper manually operated projection screens are carefully assembled and fully tested before packaging to make sure they operate perfectly.



V Screen

V Screen-The Screen with the Five Year Warranty

All Draper V Screens are warranted against defects in materials and/or workmanship for Five (5) years from date of shipment from company. Extreme simplicity of design, durable components and tearproof fiberglass matte white viewing surface make the Draper V Screen the longest lasting classroom wall screen, at a very reasonable price. Patented design eliminates friction between viewing surface and metal parts. Installs easily to wall, map rail, or ceiling.

Size (HxW)	Part No.	Price	Size (HxW)	Part No.	Price
50" x 50"	210003	\$61.00	84" x 84"	210007	\$154.00
60" x 60"	210004	\$68.00	96" x 96"	210008	\$206.00
70" x 70"	210006	\$75.00			

Star-Classroom Wall Screen

Durable construction and attractive design at an economy price. Sturdy cylindrical steel case and tearproof fiberglass matte white viewing surface are standard. Endcaps form universal hanging brackets for attachment to wall, ceiling or map rail hooks.

Size (HxW)	Part No.	Price	Size (HxW)	Part No.	Price
50" x 50"	209001	\$70.00	70" x 70"	209003	\$84.00
60" x 60"	209002	\$76.00	84" x 84"	209004	\$173.00



Star

Luma-Finest Wall/Ceiling Screen

Highest quality spring roller screen for small to medium size groups.

Friction-free, pentagonal steel case attaches to wall or ceiling by its endcaps. Choice of fiberglass matte white, glass beaded or High Contrast Grey viewing surface.

(Part numbers shown for matte white.*)


Size (HxW)	Part No.	Price	Size (HxW)	Part No.	Price
50" x 50"	207001	\$78.00	84" x 84"	207004	\$158.00
60" x 60"	207002	\$88.00	96" x 96"	207006	\$206.00
70" x 70"	207003	\$95.00			

Luma 2-For Large Audiences

Attractive and a practical choice wherever a large spring roller screen is required. Similar in design to the Luma, the Luma 2 is constructed entirely of heavy gauge components for years of dependable operation. Designed for wall or ceiling mounting. Choose fiberglass matte white, glass beaded or High Contrast Grey viewing surface.

(Part numbers shown for matt white.*)

Size (HxW)	Part No.	Price	Size (HxW)	Part No.	Price
50" x 50"	206001	\$263	7' x 9'	206007	\$449
60" x 60"	206002	\$286	9' x 9'	206008	\$719
70" x 70"	206003	\$328	8' x 10'	206009	\$737
84" x 84"	206004	\$353	10' x 10'	206010	\$836
6' x 8'	206005	\$407	9' x 12'	206011	\$935
8' x 8'	206006	\$436	12' x 12'	206012	\$962

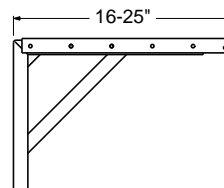


Luma

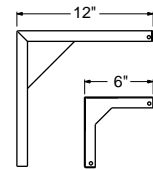
The color and endcaps of the Star, Luma, and Luma 2 have a scratch-resistant, white polyester finish



T-Bar Twist Clips




Adjustable Wall Brackets




Non-Adjustable Wall Brackets

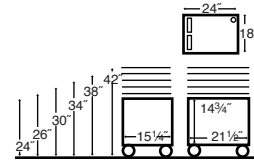
T-Bar Twist Clips-(For Star and Luma through 70" x 70", and all V Screens.)-\$13.00 per pair
 16-25" Adjustable Wall Brackets, Part No. 227001-\$38.00 per pair
 Non-Adjustable Wall Brackets-6", Part No. 227002-\$19.50 per pair,
 Non-Adjustable Wall Brackets-12", Part No. 227003-\$33.00 per pair

LUXOR DURAWELD TABLES

- Roll formed shelves with powder coat paint finish.
- Tables are robotically arc welded.
- Cable pass through holes.
- 1/4" retaining lip around each shelf.
- 3-outlet, 15' UL and CSA listed electric assembly with cord plug snap.
- 4" ball bearing casters, two with locking brake.
- AV and AVJ models have safety mats.
- Big wheel models available.
- Cabinet models have reinforced locking doors with full length piano hinges.
-  models 13"



AVJ42B shown with 8" big wheels on one end.  listed.



19"



AVJ42
Colored tables



AVJDL Folding Drop Leaf
Available In All 5 Colors





AVJ42KB
Colored tables
With Keyboard &
Mouse Shelf

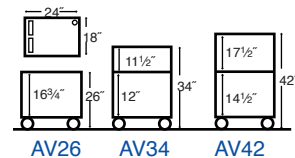
Adjustable Height Tables

Adjustable height tables either open shelf or cabinet tables that come with electric assembly. Tables are black, green, red, yellow, or royal blue color except for models AVJ42C and AVJ42BC come in black color only.




Specify color when ordering AVJ42 or AVJ42B.

AVJ42 = Black AVJ42GN = Green AVJ42RD = Red
AVJ42YW = Yellow AVJ42RB = Royal Blue

Model	Description	Weight	Price
AVJ42	Open shelf table with 4" casters.	48 lbs	\$263
AVJ42B	8" big wheels on one end and LSS safety strap.  listed.	52 lbs	\$373
AVJ42C	Cabinet table with 4" casters.	62 lbs	\$398
AVJ42BC	Same as above with 8" big wheels on one end and LSS safety strap.  listed.	66 lbs	\$490
AVJ2KB	With keyboard & mouse shelf	50 lbs	\$342
AVJDL	Set of drop leaves for AVJ42	15 lbs	\$146



Fixed Height Tables

Model	Description	Weight	Price
AV26	Open shelf table w/ 4" casters & electric assembly.	34 lbs	\$220
AV26B	Same as above w/ 8" big wheels on one end & LSB safety belt.  listed.	38 lbs	\$320
AV34	Open shelf table w/ 4" casters & electric assembly.	41 lbs	\$268
AV34B	Same as above with 8" big wheels on one end and LSB safety belt.  listed.	45 lbs	\$368
AV42	Open shelf table w/ 4" casters & electric assembly.	42 lbs	\$273
AV42B	Same as above with 8" big wheels on one end and LSB safety belt.  listed.	46 lbs	\$375



BALT CARTS

PLATINUM PLASMA / LCD CART

With easy mobility and a modern designer appearance, the Platinum Plasma/LCD Cart is a perfect fit for any office or educational AV environment. Constructed from superior 16 and 18 gauge steel, and finished with our signature platinum powder coat for aesthetically pleasing durability, the cart is slim and stable and accommodates the new generation of flat panel displays.



Screen tilts up to 37 degrees for the ideal viewing



The H-style mounting bracket will easily hold up to a 50 degree display and is adjustable to fit a wide variety of brands. The bracket is attached with a unique locking lever mechanism that allows the display to be tilted up to 37 degrees for optimum viewing. A DVD player or other equipment can be stored on the AV shelf (32"W x 14"D) which is constructed from strong core board finished with a decorative and scratch-resistant gray laminate.

A perforated steel panel is mounted beneath the shelf for style and to provide additional rigidity to the cart. Each leg post is cast with an integrated bumper to protect walls and other surfaces from damage, and a stretcher bar is incorporated between the leg posts for extra strength and stability. Heavy duty 5" swivel casters (two locking) ensure easy maneuverability.

MODEL	DIMENSIONS	WEIGHT	PRICE
27544	56"H X 35"W X 14 1/2"D	75 lbs.	\$785.50

HEIGHT-ADJUSTABLE FLAT PANEL CART

Turn any setting into a presentation area with the height-adjustable flat panel cart. Featuring an easy to use mounting bracket, the unit supports a flat panel display up to 32" to provide easy viewing and mobility.

The twin post design of the bracket provides exceptional flexibility and stability, allowing adjustment in 1" increments for the perfect display height. Each post is constructed of heavy duty .083" wall tube, is 20"H and has built-in wire conduits to conceal cables.

Two retractable shelves set at different heights provide equipment storage, and tuck beneath the surface when not in use. Secure your components in the spacious locking storage cabinet (15"H x 24"W x 18"D).

The cart is manufactured from black powder-coated steel for superior durability, and includes 4" swivel casters (two locking) for easy maneuverability. A UL/CSA-approved surge-protected electrical assembly with four outlets, a 25' cord and a cord winder is included.



MODEL	DIMENSIONS	WEIGHT	PRICE
27530	46-62"H x 24"W x 18"D	85 lbs.	\$1053.00

WIDE BODY FLAT PANEL CART

Providing superior stability and durability, the wide body flat panel TV cart is an ideal presentation center for the office, classroom, training room or meeting room. Featuring an easy to use mounting bracket, the unit supports a flat panel display up to 42" to provide easy viewing and mobility. The twin post design of the bracket provides superior flexibility and stability, allowing adjustment for the perfect display height. The posts adjust to four different heights in 1" increments. Each post is constructed of heavy duty .083 wall tube, is 20" high and has built-in wire conduits to hide cables.

Two retractable shelves provide equipment storage and tuck beneath the surface when not in use. The cart is manufactured from a black powder-coat steel for superior durability and includes 4" swivel casters (two locking) for easy maneuverability. A UC/CSA approved surge-protected electrical assembly with four outlets, a 25' cord and a cord winder is included. The wide body flat panel TV cart is available with a locking storage cabinet for securing components and other equipment. The spacious cabinet measures 17"H x 32"W x 24"D.



Available with locking cabinet

MODEL	DIMENSIONS	WEIGHT	PRICE
27553 (w/o cabinet)	50"H x 22 1/2"W x 19"D	110 lbs.	\$638.50
27531 (with cabinet)	50"H x 22 1/2"W x 19"D	110 lbs.	\$1049.75



BALT CARTS

The Boss



THE BOSS

Featuring a modern and high-tech aesthetic ideal for the next generation of AV equipment, the award winning Boss, with its smooth stainless steel finish, will add an element of updated style to any setting. The easy to assemble Boss can be put together in less than 15 minutes; simply attach the heavy duty 4" locking swivel casters. The top measures 23 1/2"W x 20 1/2"D and features a non-skid pad and security rails to protect expensive equipment. Two side shelves (13 3/4"X x 13 1/4"D) hold a laptop, document camera, or other equipment, and fold flush to the Boss when not in use.

VGA ports, USB ports, and AV input/output connectors are located under one side shelf. A four-outlet surge-protected electrical assembly is located under the other side shelf. The side panels of the Boss are perforated for ventilation, and include grommets for easy cable management. The inside of the unit features a retractable projector shelf that measures 30"H x 18 3/4"W x 3 1/4"D and features a non-skid mat. The shelf tilts to position the projector at the right viewing angle. Two additional shelves are located below the projector shelf to house your AV and computer equipment.

The split front doors lock for security, and each feature a storage bin on the inside to store materials, cords, or any other items. The back of the unit features a locking door vented for sound, and two speaker cavities measuring 7 1/2" x 7 1/2". The bottom shelf includes a seven-outlet surge protected electrical assembly with a 25' cord.

An optional rack mount that attaches inside the Boss is available separately. The mount holds up to eight components, and meets the standard for a 19" rack. A flat panel monitor mount arm and a flat panel TV mount bracket are available as optional add-ons to the Boss. The monitor mount arm is made from 12-gauge steel, and is built for displays weighing 60 to 90 lbs. The arm is height adjustable up to 18" and also folds out 20 1/2" to provide optimum positioning. The flat panel TV mount bracket easily attaches to the Boss with four bolts and can hold up to a 60" flat panel weighing up to 200 lbs. The bracket is height adjustable up to 26".

MODEL	ITEM	DIMENSIONS	WEIGHT	PRICE
27513	The Boss	38 3/4"H x 50"W x 20 1/2"D	135 lbs.	\$1,873.50

PRESENTATION CART

Our popular Presentation Cart provides versatile AV equipment space and storage in one compact unit. Ideal for any meeting room, training room, or other AV presentation equipment, the Presentation Cart comes standard with four shelves to hold your equipment at the right height. Constructed with a black powder coated 18-gauge steel frame for superior support and durability, the handy unit rolls anywhere it is needed on 3" casters (two locking). Optional heavy duty 5" casters are available separately.

The cart includes scratch-resistant laminate shelves constructed with a durable and moisture-resistant MDF core. The top shelf and laptop shelf each measure 18"W x 14"D. The laptop shelf is adjustable in height from 19" to 39 1/2" to accommodate either a standing or sitting user. The bottom shelf measures 18"W x 18"D. Each shelf features a grommet for easy cable management.

An available optional shelf (18"W x 14"D) mounts below the laptop shelf and is also height adjustable. A locking three-shelf cabinet (20"H x 14"W x 15"D) for secure equipment storage is available to mount onto the bottom shelf. An optional electrical assembly adds functionality, and comes with either four or seven outlets, a 25' cord, and a cord winder.



Optional Cabinet

Optional Shelf



MODEL	ITEM	DIMENSIONS	WEIGHT	PRICE
89759	Pres. Cart	40 1/4"H x 18"W x 30"D	46 lbs.	\$351.00
34405	Shelf	18"W x 14"D	10 lbs.	\$46.50
24409	Cabinet	20"H x 14"W x 15"D	40 lbs.	\$207.50
66450	Electrical	4 outlet/25' cord w/ winder	4 lbs.	\$65.00
66572	Electrical	7 outlet/25' cord w/ winder	8 lbs.	\$92.50

MOBILE LAPTOP CHARGING STATIONS

Keep your laptops secure, fully charged and ready to use with our mobile laptop charging stations. The mobile cart allows easy transport of laptops from room to room as needed. Available to hold either 10 or 20 laptops, the stations feature built-in UL/CSA approved electrical outlets for each laptop compartment, making charging a breeze, and include locking doors to prevent theft and tampering. The doors open up to 270 degrees and attach to the side of the unit with magnets, staying securely open and conveniently out of the way while loading or unloading laptops.

The 20-capacity laptop cabinet features shelves that are 15"W x 14 3/4"D. The top shelf is 7 5/8"H and the other shelves are 3 1/4"H. The 10-capacity laptop features shelves that are 21 3/4"W x 14 3/4"D. The top shelf is 7 5/8"H and the other shelves are 3 1/4" H. The cabinet is constructed from particle board core bonded to scratch-and stain-resistant high pressure laminate in light gray with a powder-coated black steel frame. Each cabinet includes 4" swivel casters (two locking) for easy maneuverability.



MODEL	ITEM	DIMENSIONS	WEIGHT	PRICE
27541	20 Unit Cart	50 7/8"H x 32 3/4"W x 19 1/4"D	232 lbs.	\$1,123.50
27540	10 Unit Cart	50 7/8"H x 23 5/8"W x 19 1/4"D	139 lbs.	\$773.00